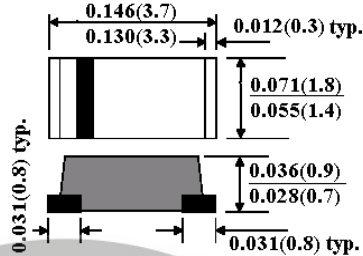



Description

Mechanical Dimensions

SS120~110



SOD-123H

Dimension in inches (mm)

Mechanical Data


Feature

- Plastic Package has Underwriters Lab Flammability
- Classification 94-V-0 Utilizing Flame Retardant epoxy molding compound
- Exceeds Environmental standard of ML-S-19500-2
- Outline Free Pb
- High Reliability
- Low Leakage Current
- Weight: 0.0393 grams(approx.)

Max Ratings at Ta=25C Unless Otherwise Specified

Characteristic	Symbol	SS120	SS130	SS140	SS150	SS160	SS180	SS100	Unit	
Peak Repetitive Reverse Voltage	Vrrm	20	30	40	50	60	80	100	V	
working Peak Reverse Voltage	Vrwm	20	30	40	50	60	80	100	V	
DC Blocking Voltage	Vdc	20	30	40	50	60	80	100	V	
RMS Reverse Voltage	Vr(rms)	14	21	28	35	42	56	70	V	
Forward Continuous Current	IF(AV)	1	1	1	1	1	1	1	A	
Peak Forward Surge Current 8.3 ms single half wave	IFSM	25	25	25	25	25	25	25	A	
Max Forward Voltage IF=1A @25C	Vf	0.5		0.7		0.95			V	
Reverse Leakage Current; note. 1@ 25C/125C	Ir	0.5/10								mA
Operating & storage Temp. Range	Tj/Ts	-55 ~+ 125			-55~150					C
Type Junction Capacitance	CJ	120								Pf
Type Thermal Resistance	Rthja	98								C/W

Note: 1. Measured at 1MHz and applied reverse Voltage of 4.0V



RATING AND CHARACTERISTIC CURVES (SS120 THRU SS1100)

FIG.1-TYPICAL FORWARD CURRENT DERATING CURVE

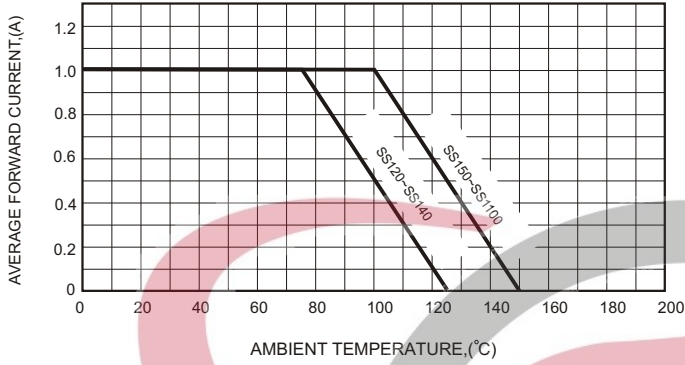


FIG.2-TYPICAL FORWARD CHARACTERISTICS

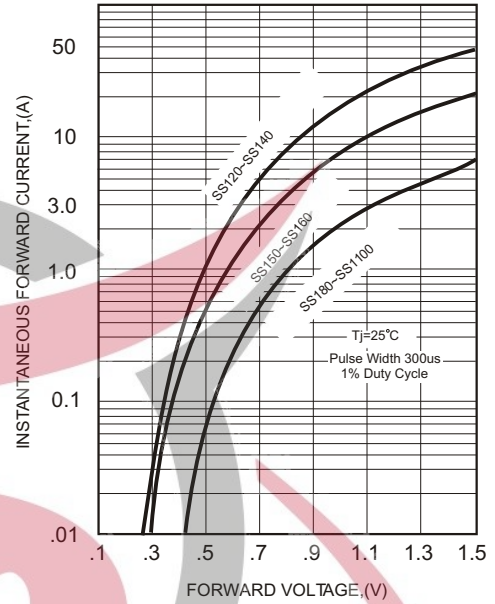


FIG.3-MAXIMUM NON-REPETITIVE FORWARD SURGE CURRENT

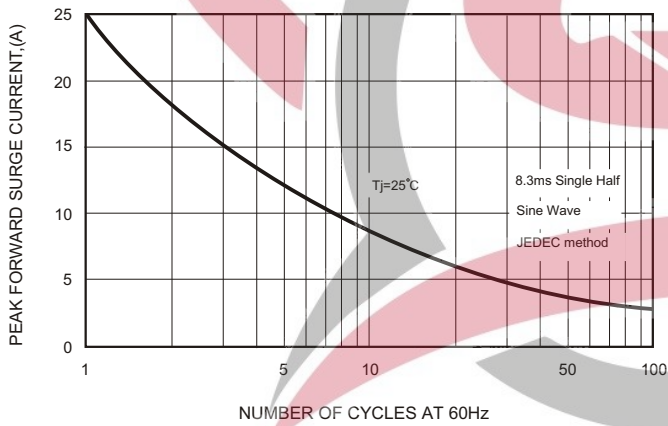


FIG.5 - TYPICAL REVERSE CHARACTERISTICS

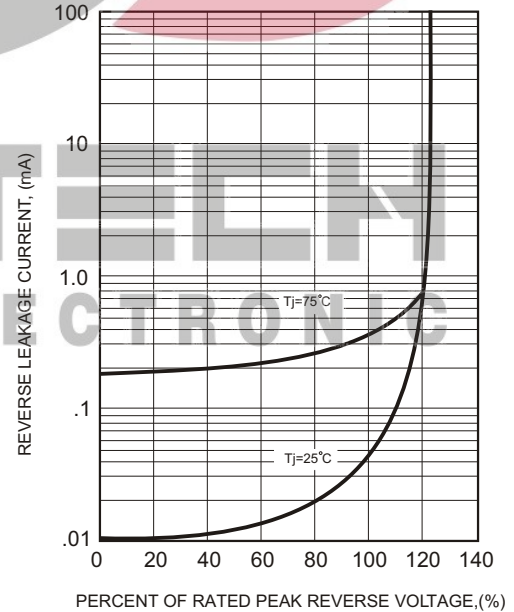


FIG.4-TYPICAL JUNCTION CAPACITANCE

